

About your medication

BE SURE TO COMPLETELY READ THESE INSTRUCTIONS ON THE FRONT AND BACK BEFORE INJECTING.

THIS MEDICATION IS A SUB-CUTANEOUS INJECTION THAT IS OFTEN PRESCRIBED FOR WEIGHT LOSS OR CONTROLLING DIABETES. IT MUST BE TAKEN EXACTLY HOW IT IS PRESCRIBED BY YOUR PROVIDER (SEE THE RX LABEL)

MEDICATION VIAL MUST BE STORED IN THE REFRIGERATOR AND SHOULD REMAIN IN THE PRESCRIPTION VIAL CONTAINING THE DIRECTIONS. DO NOT DISCARD THE PRESCRIPTION VIAL OR DIRECTIONS.

YOU HAVE THE RIGHT TO A CONSULTATION WITH A PHARMACIST, YOU MAY CALL (800) 985-8065 DURING CONSULTATION HOURS: MON-FRI 7AM-5PM & SAT 9AM-12PM (PT)

AFTER EACH BATCH IS COMPOUNDED, IT IS QUARANTINED FOR LABORATORY TESTING.

Pay careful attention to the directions on the RX label, as they may change each month. Make sure your provider is aware of any side effects you may be experiencing.

What should I tell my health care provider before I take this medicine?

Before using Tirzepatide Injectable, tell your healthcare provider about all of your medical conditions, including if you:

- have or have had problems with your pancreas or kidneys.
- have severe problems with your stomach, such as slowed emptying of your stomach (gastroparesis) or problems with digesting food.
- have a history of diabetic retinopathy.
- are pregnant or plan to become pregnant. Tirzepatide Injectable may harm your unborn baby. Tell your healthcare provider if you become pregnant while using Tirzepatide Injectable. Birth control pills by mouth may not work as well while using Tirzepatide Injectable. If you take birth control pills by mouth, your healthcare provider may recommend another type of birth control for 4 weeks after you start Tirzepatide Injectable and for 4 weeks after each increase in your dose of Tirzepatide Injectable. Talk to your healthcare provider about birth control methods that may be right for you while using Tirzepatide Injectable.
- are breastfeeding or plan to breastfeed. It is not known if Tirzepatide Injectable passes into your breast milk. Talk to your healthcare provider about the best way to feed your baby while using Tirzepatide Injectable.
- Tell your healthcare provider about all the medicines you take, including prescription and over-the-counter medicines, vitamins, and herbal supplements. Tirzepatide Injectable may affect the way some medicines work, and some medicines may affect the way Tirzepatide Injectable works. Before using Tirzepatide Injectable, tell your healthcare provider if you are taking medicines to treat diabetes including insulin or sulfonylureas which could increase your risk of low blood sugar. Talk to your healthcare provider about low blood sugar levels and how to manage them. Know the medicines you take. Keep a list of them to show your healthcare provider and pharmacist when you get a new medicine.

Call our pharmacists at 619-683-2005 if:

- Information on the label is not clear to you.
 - You have any concerns regarding precautions, ingredients, or proper storage
 - Your medication shows signs of deterioration such as a change in color, appearance, and/or odor
-

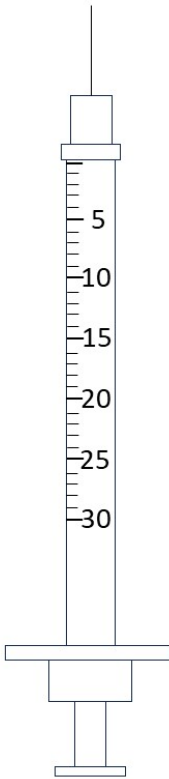
How should I use this medicine?

- Use Tirzepatide Injectable exactly as your healthcare provider tells you to.
- Your healthcare provider should show you how to use this medication before you use it for the first time. Tirzepatide Injectable is injected under the skin (subcutaneously) of your stomach (abdomen), thigh, or upper arm. Do not inject into a muscle (intramuscularly) or vein (intravenously).
- Change (rotate) your injection site with each injection. Do not use the same site for each injection.
- Use Compounded Tirzepatide 1 time each week, on the same day each week, at any time of the day.
- Compounded Tirzepatide is usually prescribed with an initial dose escalation in your first month. The dose is then increased each month for several months to a final maintenance dose. If you are unsure of your dose, contact your provider.
- You can take Tirzepatide Injectable with or without food.

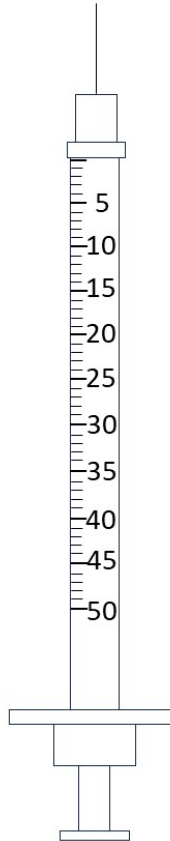
Where is the dose on my syringe?

This diagram shows examples of common insulin syringes used for injecting this medication. Please note: the dose in “units” on the syringe is different than the dose in “mg”. *Always follow the instructions on YOUR Rx label*

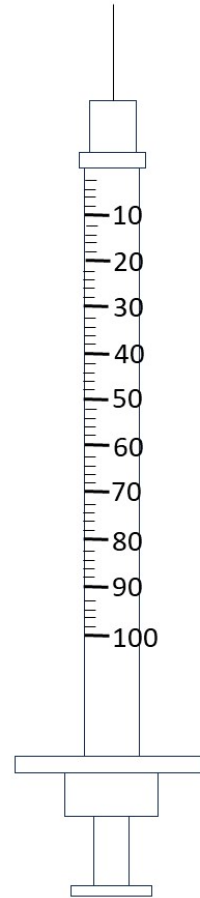
30 Unit Insulin Syringe



50 Unit Insulin Syringe



100 Unit Insulin Syringe



How to Perform a Subcutaneous Injection

1. Take the vial out of the refrigerator and remove the silver seal on top of the vial (if not previously removed)



2. Hold the medication vial so that your fingers do not touch the rubber stopper. Check the expiration date of the medication.



3. Wipe off the top of the vial with an alcohol swab.



4. Remove the cap over the syringe plunger and then remove the needle cover. Do not allow the needle to touch anything prior to drawing the medication or before injecting.



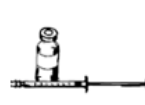
5. Draw an amount of air equal to the amount of medication to be injected into the syringe. Push the needle through the center of the stopper. Push air into the bottle.



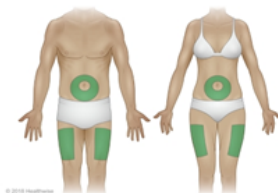
6. Turn the bottle and syringe upside down. Slowly draw the medication into the syringe. Tap the syringe gently to remove any possible air bubbles.



7. Move the plunger in and out several times while tapping the syringe, thus removing all air bubbles.

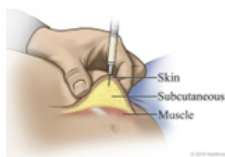


8. Gently remove the needle from the vial and place the filled syringe within easy reach prior to injecting.



9. Select the injection site (ie. abdomen or thighs) and prepare by wiping with an alcohol swab.

10. Slightly pinch the fold of skin at the site you choose and place the syringe at a 90 degree angle.



11. Push the plunger of the syringe all the way in.

12. Take the syringe out at the same angle you inserted it. Let go of the skin fold. If you bleed a little, apply pressure over the area.

13. Dispose of the needle safely.



A more detailed explanation of subcutaneous injections can be found in the link

What if I miss a dose?

- If you miss a dose of Tirzepatide Injectable, take the missed dose as soon as possible within 4 days (96 hours) after the missed dose. If more than 4 days have passed, skip the missed dose and take your next dose on the regularly scheduled day. Do not take 2 doses of Tirzepatide within 3 days (72 hours) of each other.
- You may change the day of the week you use Tirzepatide Injectable as long as the time between the 2 doses is at least 3 days (72 hours).
- In case of overdose, get medical help or contact a Poison Center expert right away at 1-800-222-1222. Advice is also available online at poisonhelp.org

When should I discard this medication?

This medication must be discarded after the beyond use date (or discard date) labeled on the vial.

Additionally, after puncturing the vial, it must be discarded 28 days later.

What are possible side effects of this medicine?

Tirzepatide Injectable may cause serious side effects, including:

- Possible thyroid tumors, including cancer. Tell your healthcare provider if you get a lump or swelling in your neck, hoarseness, trouble swallowing, or shortness of breath. These may be symptoms of thyroid cancer. In studies with rats, Tirzepatide Injectable and medicines that work like Tirzepatide Injectable caused thyroid tumors, including thyroid cancer. It is not known if Tirzepatide Injectable will cause thyroid tumors, or a type of thyroid cancer called medullary thyroid carcinoma (MTC) in people. Do not use Tirzepatide Injectable if you or any of your family have ever had a type of thyroid cancer called MTC, or if you have an endocrine system condition called Multiple Endocrine Neoplasia syndrome type 2 (MEN 2)
- severe stomach problems. Stomach problems, sometimes severe, have been reported in people who use Tirzepatide Injectable. Tell your healthcare provider if you have stomach problems that are severe or will not go away.
- kidney problems (kidney failure). Diarrhea, nausea, and vomiting may cause a loss of fluids (dehydration) which may cause kidney problems. It is important for you to drink fluids to help reduce your chance of dehydration.
- gallbladder problems. Gallbladder problems have happened in some people who use Tirzepatide Injectable. Tell your healthcare provider right away if you get symptoms of gallbladder problems which may include: pain in your upper stomach

(abdomen), yellowing of skin or eyes (jaundice), fever, clay-colored stools

- inflammation of your pancreas (pancreatitis). Stop using Tirzepatide Injectable and call your healthcare provider right away if you have severe pain in your stomach area (abdomen) that will not go away, with or without vomiting. You may feel the pain from your abdomen to your back.
- serious allergic reactions. Stop using Tirzepatide Injectable and get medical help right away if you have any symptoms of a serious allergic reaction including: swelling of your face, lips, tongue or throat, fainting or feeling dizzy, problems breathing or swallowing very rapid heartbeat, severe rash or itching
- low blood sugar (hypoglycemia). Your risk for getting low blood sugar may be higher if you use Tirzepatide Injectable with medicines that can cause low blood sugar, such as a sulfonylurea or insulin. Signs and symptoms of low blood sugar may include: dizziness or light-headedness, blurred vision, anxiety, irritability, or mood changes, sweating, slurred speech, hunger, confusion or drowsiness, shakiness, weakness, headache, fast heartbeat, feeling jittery
- changes in vision in patients with type 2 diabetes. Tell your healthcare provider if you have changes in vision during treatment with Tirzepatide Injectable.
- depression or thoughts of suicide. You should pay attention to any changes in your mood, behaviors, feelings, or thoughts. Call your healthcare provider right away if you have any changes to your mental health that are new, worse, or worry you.
- **The most common side effects of Tirzepatide Injectable include: • nausea • stomach (abdominal) pain • allergic reactions • diarrhea • indigestion • belching • vomiting • injection site reactions • hair loss • constipation • feeling tired • heartburn**
- Talk to your healthcare provider if you have any side effect that bothers you or that does not go away. These are not all the possible side effects of Tirzepatide Injectable. Call your healthcare provider for medical advice about side effects. You may report side effects to FDA at 1-800-FDA-1088.

Where should I keep my medicine?

Tirzepatide Injectable must be stored in the REFRIGERATOR

This medication is being shipped to you refrigerated on ice. Immediately upon arrival, remove the vials from the shipping cooler and place in the refrigerator.

Inactive Ingredients:

Sodium Phosphate (Dibasic), Phenol, Sodium Chloride, Sterile Water, (Sodium Hydroxide and Hydrochloric Acid may be added to adjust pH)
